

Wiring harness cable clamps

None of the available Norton documentation like Spares Lists or Maintenance & Instruction Manuals give any indication of the means with which the wiring harness is fixed to the motorcycle structure.

This makes it difficult to restore a machine to a more original configuration, leading to the majority of the restored machines using rubber bands, tie-wraps, tapes and other available means to fix the harness.

Finding the "original" use of clamps has shown to be very difficult and inevitably fraught with the possibility to have it wrong.

This listing of clips as used on the Norton WD motorcycles is based on the least "restored"/unrestored MC's that have surfaced over the past 25 years.

The most complete ones were an unrestored rolling chassis of early machine found in Belgium (C5109) and a fairly complete early machine (C3139) found near Strasbourg, France and a late wartime machine (S5161) from Norway. This latter is however difficult to assign as truly original as it had been maintained by the post war Norwegian army in its life but it had a number of clips still on it which is relatively rare. Based on the other typical S5161 parts on it it was regarded as "fairly" original. The rear light wiring was possibly not changed immediately with the introduction of the pannier rear carrier frames and that the original mudguard clips were used on the majority of the MC's.

It seems logical that civilian machines may have had the same fixing methods but there is no evidence available to me.

The drawings shown below describe the type of clips found on all 3 machines but not in the same way for early and later (pannier framed) Norton motorcycles.

Drawings are not to scale, dimensions measured on the inside of the physically available clips. There will be variations between clips dimensions based on their physical nature. Position of clips on structure only indicative, will undoubtedly have been some variation.

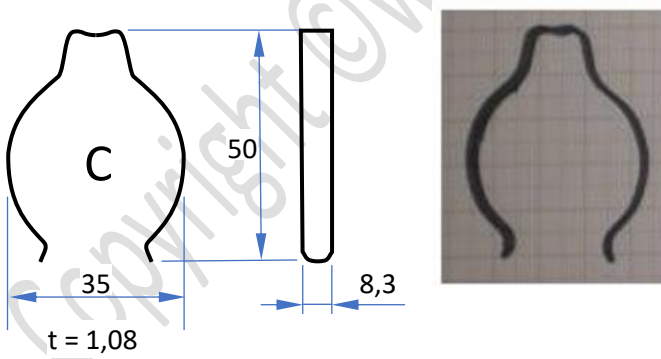
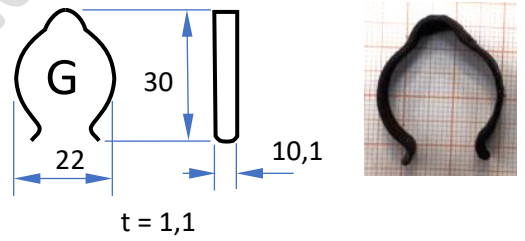
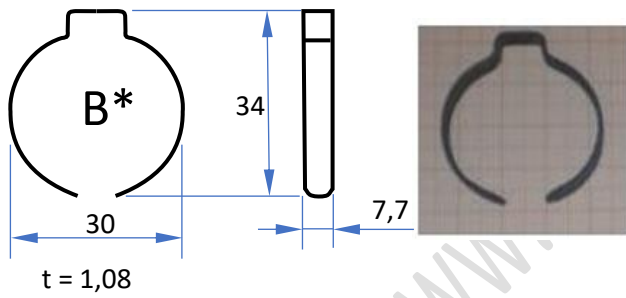
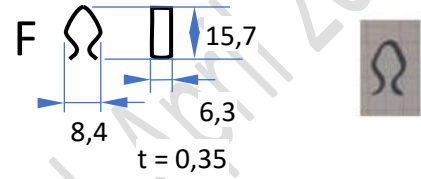
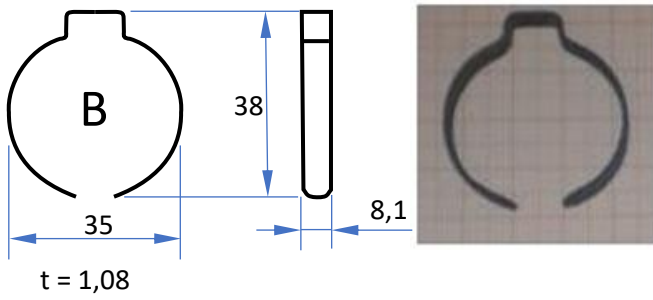
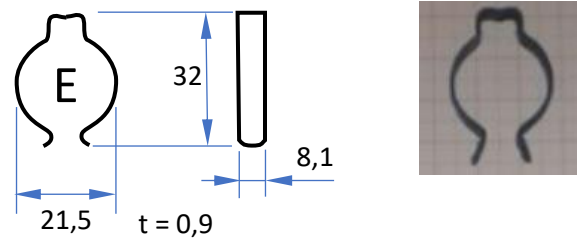
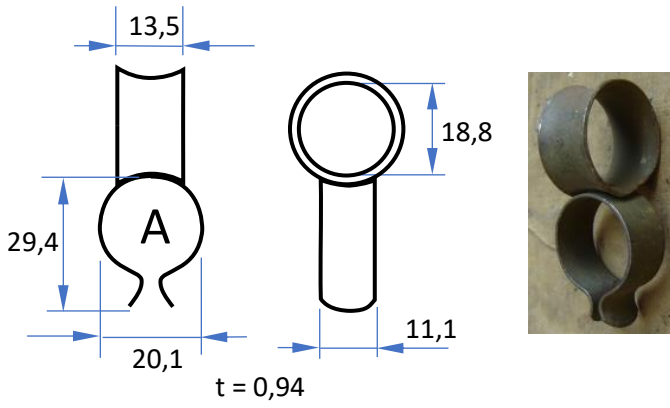
Clips are to fit on four basic frame tube diameter sizes;

- 1 1/2" (38,1 mm) top, and front tubes,
- 1 1/4" (31,8 mm) saddle tube
- 7/8" (22,2 mm) rear chainstay tubes,
- 9/16" (14,3 mm) pannier rear carrier/mudguard stay frame tubes.

Notes:

- Front cable harness clip "A" fits on front fork, right hand side, rear tube, pointing inside.
- Single clamp "C" shown in drawings below the frame tube fixed throttle, air, ignition and clutch Bowden cables, all other clamps were for the wiring harness.

Cable clamps for electrical wiring issue 3



Alternative C
found on late
war machine

